

THE CORPORATION OF THE TOWN OF AMHERSTBURG

By-law No. 1998-52

**A BY-LAW TO ADOPT THE 1997 ASSESSMENTS ON WHICH TAXES SHALL BE LEVIED FOR THE YEAR 1998, TO LEVY TAXES FOR THE YEAR 1998, AND TO PROVIDE FOR THE COLLECTION THEREOF.**

**WHEREAS** the Assessment Roll for the year 1997 has been confirmed;

**AND WHEREAS** the Council of the Town of Amherstburg, in accordance with the provisions of the Municipal Act, R.S.O. 1990, Chapter M.45, Section 365(1), as amended by Bills 106, 149, 160, 164 and 16, has prepared and provisionally adopted the estimates of all sums required during the year 1998 for the purposes of the municipality, including sums required by law to be provided for school purposes and for any board, commission or other body has reviewed its estimates for the year 1998;

**AND WHEREAS**, the Council of the County of Essex, has passed By-law 3334-98, being a by-law to set tax ratios for the County of Essex and for all local municipalities within the boundaries of the County of Essex for the year 1998 as follows; Residential/farm property class is 1.0000; Multi-residential property class is 1.9554; Commercial property class is 1.0697; Parking lots/vacant land property class is 0.5620; Shopping centre property class is 1.1654; Office building property class is 1.1640; Industrial property class is 1.9425; Large industrial property class is 2.6861; Farmlands property class is 0.2500; Pipelines property class is 1.3030; and Managed forests property class is 0.2500;

**AND WHEREAS**, the Council of the County of Essex, has passed By-law 3335-98, being a by-law to adopt the estimates for the sums required during the year 1998 for general and library purposes for the County of Essex and to establish tax rates for same against the local municipalities;

**AND WHEREAS**, the Council of the County of Essex, in said By-law 3335-98, has established tax rate reductions as follows;

- a) Vacant land, vacant units and excess lands in commercial property subclasses is 30%;
- b) Vacant land, vacant units and excess lands in the industrial subclasses is 35%;
- c) the first subclass of farmland awaiting development in the residential/farm property class is 75%;
- d) the first subclass of farmland awaiting development in all other classes except residential/farm property class to be calculated as follows;

**% Reduction = 100 - [100-Reduction(Res/Farm)] / Ratio of Tax Rates** where,

**Reduction(Res/Farm)** means the percentage reduction for the municipality for the first subclass for the residential/farm property class,  
**"Ratio of Tax Rates"** means the amount equal to the tax rate for the property class divided by the tax rate for the residential/farm property class,

- e) the second subclass of farmland awaiting development for all property classes is 75%;

**AND WHEREAS**, the Assessment roll prepared in 1998 and upon which the taxes for 1998 are to be levied, was certified by the Assessment Commissioner on June 15, 1998, the whole of the Assessment for real property, according to the said last assessment roll, is as follows:

Residential/farm property class	919,672,280
Multi-residential property class	19,064,265
Commercial property class - Full	50,658,920
Commercial property class - Vacant Units & land	8,611,780
Commercial property class - Vacant land	2,671,100
Shopping centre property class - Full	6,801,805
Shopping centre property class - Vacant Units & Land	1,827,515
Industrial property class - Full	11,201,550
Industrial property class - Vacant Unit & Land	6,408,280

Industrial property class - Vacant Land	5,294,735
Large industrial property class - Full	15,541,800
Large industrial property class - Vacant Unit & Land	3,947,200
Pipelines property class	5,878,400
Farmlands property class	81,017,955
Managed forests property class	<u>84,000</u>
<b>Total</b>	<b>1,138,681,585</b>

**NOW THEREFORE THE COUNCIL OF THE CORPORATION  
OF THE TOWN OF AMHERSTBURG ENACTS AS FOLLOWS:**

1. THAT the estimates of the Corporation of the Town of Amherstburg for the year 1998 be as they are hereby adopted.
2. THAT the sums to be raised by means of taxation for the year 1998 be as follows, subject to the adjustments adopted in the estimates, which adjustments are by law required to be made:
  - a) For general municipal purposes the net levy will be \$ 6,209,334.62
  - b) For County purposes the net levy will be \$ 4,713,747.00
  - c) For School purposes the net levy will be \$ 7,273,991.50
3. THAT there shall be levied and collected upon the whole assessment for real property, according to the last certified assessment roll, the following rates of taxation for the year 1998,



<u>Class</u>	<u>Municipal</u>	<u>County &amp; Library</u>	<u>School</u>	<u>Total</u>
Residential	.005439	.004070	.004600	.014109
Multi-Residential	.010635	.007958	.004600	.023193
Commercial - Full	.005818	.004353	.018795	.028966
Commercial - Vacant Unit/Excess Land	.004073	.003048	.013157	.020278
Commercial - Parking Lot/Vacant Land	.003057	.002288	.009875	.015220
Shopping Centre - Full	.006339	.004655	.020477	.031471
Shopping Centre - Vacant Unit/Excess Land	.004437	.003320	.014334	.022091
Industrial - Full	.010565	.007906	.033539	.052010
Industrial - Vacant Unit/Excess Land	.006867	.005139	.021800	.033806
Industrial - Vacant Land	.006867	.005139	.021800	.033806
Large Industrial - Full	.014610	.010932	.046378	.071920
Large Industrial - Vacant Unit/Excess Land	.010565	.007106	.030146	.047817
Pipeline - Full	.007087	.005304	.022904	.035295
Farmlands	.001360	.001017	.001150	.003527
Managed Forests	.001360	.001017	.001150	.003527

4. Upon the assessed value of the lands as designated in By-law No. 1837, a sewage rate shall be applied and charged to the area serviced by same, based on 1997 consumption.
5. A special area rates be applied, in addition to the rates above to the former municipalities as follows:
 

Former Amherstburg	.000909 (See Appendix D, 1998 budget estimates)
Former Anderdon	.000665 (See Appendix E, 1998 budget estimates)
Former Malden	(.000478) (See Appendix F, 1998 budget estimates)
6. All other rates, as provided for in the Statutes of Ontario and in the by-laws of the municipality, be levied and collected in the manner directed and authorized by said Statutes and By-laws.
7. All taxes, local improvements, and other special rates shall be paid into the office of the Treasurer or the Collector of Taxes of the Town of Amherstburg.


8. All taxes, local improvements, and other special rates shall be payable in the following manner and on the following dates:
  - a) All amounts of \$ 100.00 and under, on or before the August 28, 1998.
  - b) Save and except for amounts levied under by-law 1998-22 all amounts in excess of \$ 100.00 levied on real property:
    - Thirty-Four percent on the 28<sup>th</sup> day of August, 1998,
    - Thirty-Three percent on the 25<sup>th</sup> day of September 1998,
    - Thirty-Three percent on the 25<sup>th</sup> day of November 1998.
9. A penalty of one and one quarter percent ( 1¼ % ) on the first day of each calendar month thereafter in which default continues shall be imposed for non payment of taxes.
10. The Treasurer and the Collector may accept part payment from time to time on account of any installments, provided that acceptance of such part payment shall not effect the collection of the percentage charges imposed under Clause 9 of this By-law.
11. The Collector may mail or cause to be mailed to the address of the residence, the notice specifying the amount of taxes and local improvement rates payable by such persons.
12. By-law number 1998-51 is hereby repealed.
13. This By-law comes into force and effect upon final passing hereof.

Passed in open Council this 29<sup>th</sup> day of July , 1998.

  
\_\_\_\_\_  
MAYOR  
  
\_\_\_\_\_  
CLERK

1<sup>st</sup> Reading: July 29, 1998  
2<sup>nd</sup> Reading: July 29, 1998  
3<sup>rd</sup> Reading: July 29, 1998

# TOWN OF AMHERSTBURG



# 1998 BUDGET

APPROVED JULY 22, 1998

RATING BY-LAW 1998-52  
PASSED JULY 27, 1998

**TOWN OF AMHERSTBURG  
GENERAL ADMINISTRATION  
1998 BUDGET**

ADMINISTRATION	1997 ACTUAL	1998 BUDGET	% DECREASE	
SALARIES & WAGES	750,943.79	627,000.00	-16.51%	SOME WAGES PREVIOUSLY BROKEN DOWN AMONG VARIOUS DEPARTMENTS NOW ALLOCATED TO ADMINISTRATION
BENEFITS	209,303.71	151,200.00		
BENEFITS - RETIREES	<u>0.00</u>	<u>56,000.00</u>	-1.01%	
<b>TOTAL SALARIES &amp; BENEFITS</b>	<b><u>960,247.50</u></b>	<b><u>834,200.00</u></b>	<b>-13.13%</b>	
<b>MATERIALS &amp; SUPPLIES</b>				
LEGAL EXPENSES	41,296.55	25,000.00	-39.46%	
AUDIT FEES (TOWN ONLY)	70,050.11	29,000.00	-58.60%	
ELECTION	34,908.13	0.00	-100.00%	
UTILITIES	55,749.70	56,000.00	0.45%	
JANITORIAL	27,876.79	21,000.00	-24.67%	
BUILDING REPAIRS & MAINTENANCE	8,758.01	8,500.00	-2.95%	
POSTAGE & COURIER CHARGES	23,339.89	21,000.00	-10.03%	
OFFICE SUPPLIES & MISCELLANEOUS	16,938.18	14,000.00	-17.35%	
COPIER & SUPPLIES	8,665.56	9,000.00	3.86%	
MACHINE MTCE. & SUPPLIES	759.42	1,000.00	31.68%	
ADVERTISING	6,305.17	4,000.00	-36.56%	
INSURANCE	115,795.38	119,000.00	2.77%	
SUBSCRIPTIONS & MEMBERSHIPS	5,430.93	5,242.00	-3.48%	
CONVENTIONS, SEMINARS, TRAVEL, ETC.	12,435.66	13,300.00	6.95%	
PAYROLL SERVICES	2,275.05	0.00	-100.00%	
GRANTS	3,935.00	0.00	-100.00%	ALLOCATED IN VARIOUS DEPARTMENTS
COMPUTER COSTS & TRAINING, ETC...	27,484.38	13,000.00	-52.70%	
AMALGAMATION EXPENSES	81,220.22	826,000.00	916.99%	
MISCELLANEOUS	<u>3,171.90</u>	<u>1,000.00</u>	-68.47%	
<b>TOTAL MATERIALS &amp; SUPPLIES</b>	<b><u>546,396.03</u></b>	<b><u>1,166,042.00</u></b>	<b>113.41%</b>	
<b>CAPITAL OUT OF CURRENT REVENUE</b>				
OFFICE EQUIPMENT	4,637.44	3,000.00	-35.31%	
DEBT CHARGES	51,379.13	51,379.00	-0.00%	
OTHER CAPITAL	<u>0.00</u>	<u>0.00</u>	0.00%	
<b>TOTAL CAPITAL OUT OF CURRENT</b>	<b><u>56,016.57</u></b>	<b><u>54,379.00</u></b>	<b>-2.92%</b>	
<b>FINANCIAL EXPENSES</b>				
TAXES WRITTEN OFF	67,075.08	50,000.00	-25.46%	
BILLING FOR SUPPLEMENTARY ASSESSMENTS	(15,000.00)	0.00	-100.00%	
INTEREST ON TEMPORARY BORROWING	9,801.39	6,000.00	-38.78%	
BANK SERVICE CHARGES	584.00	0.00	-100.00%	
INSURANCE DEDUCTIBLE	447.35	0.00	-100.00%	
COLLECTION EXPENSES	<u>0.00</u>	<u>0.00</u>	0.00%	
<b>TOTAL FINANCIAL EXPENSES</b>	<b><u>62,907.82</u></b>	<b><u>56,000.00</u></b>	<b>-10.98%</b>	

**TRANSFERS TO OWN FUNDS**

WORKING CAPITAL	143,557.56	30,000.00	-79.10%
WORKING CAPITAL - FORMER AMHERSTBURG	0.00	160,167.15	
WORKING CAPITAL - FORMER ANDERDON	0.00	63,787.78	
WORKING CAPITAL - FORMER MALDEN	0.00	(113,717.58)	
TRANSFER FROM RESERVES	(9,975.85)	(13,422.85)	34.55%
SICK LEAVE	0.00	0.00	0.00%
<b>OTHER TRANSFERS</b>			
CULTURAL - GRANTS TO OTHERS	<u>37,064.29</u>	<u>8,655.00</u>	0.00%
<b>TOTAL TRANSFERS TO OWN FUNDS</b>	<u>170,646.00</u>	<u>135,469.50</u>	-20.61%
<b>TOTAL GENERAL ADMINISTRATION</b>	<u>1,796,213.92</u>	<u>2,246,090.50</u>	25.05%

**TOWN OF AMHERSTBURG  
COUNCIL &  
POLICE SERVICES BOARD  
1998 BUDGET**

<b>COUNCIL &amp; POLICE SERVICES BOARD</b>	<b>1997 ACTUAL</b>	<b>1998 BUDGET</b>	<b>% DECREASE</b>
COUNCIL	140,246.44	86,000.00	-38.68% already established
POLICE SERVICES BOARD	13,520.99	5,000.00	-63.02%
BENEFITS	<u>5,232.33</u>	<u>3,600.00</u>	-31.20%
<b>TOTAL SALARIES</b>	<b><u>158,999.76</u></b>	<b><u>94,600.00</u></b>	<b>-40.50%</b>
<b>MATERIALS &amp; SUPPLIES</b>			
PUBLIC RECEPTIONS, SOCIAL EVENTS, ETC.	15,119.44	6,300.00	-58.33%
INSURANCE	1,116.72	1,200.00	7.46%
CONVENTIONS & SEMINARS	<u>23,045.09</u>	<u>14,000.00</u>	-39.25% 7 @ \$ 2,000 ea.
<b>TOTAL MATERIALS &amp; SUPPLIES</b>	<b><u>39,281.25</u></b>	<b><u>21,500.00</u></b>	<b>-45.27%</b>
<b>TOTAL COUNCIL &amp; P.S.B.</b>	<b><u>198,281.01</u></b>	<b><u>116,100.00</u></b>	<b>-41.45%</b>

TOWN OF AMHERSTBURG  
FIRE DEPARTMENT  
1998 BUDGET

FIRE DEPARTMENT	1997 ACTUAL	1998 BUDGET	% DECREASE
<b>SALARIES &amp; WAGES</b>			
CHIEF	54,772.67	58,185.00	6.23%
STATION # 2	* 168,805.80	152,430.00	-9.70%
VOLUNTEER HONOURARIUM	<u>140,748.57</u>	<u>179,942.00</u>	27.85%
<b>TOTAL SALARIES</b>	<b><u>364,327.04</u></b>	<b><u>390,557.00</u></b>	7.20%
<b>BENEFITS</b>			
BENEFITS	21,523.11	23,720.21	10.21%
BENEFITS # STATION 2	<u>45,105.68</u>	<u>39,800.00</u>	-11.76%
<b>TOTAL BENEFITS</b>	<b><u>66,628.79</u></b>	<b><u>63,520.21</u></b>	-4.67%
<b>TOTAL SALARIES &amp; WAGES</b>	<b><u>430,955.83</u></b>	<b><u>454,077.21</u></b>	5.37%
<b>MATERIALS &amp; SUPPLIES</b>			
OFFICE SUPPLIES	674.91	1,050.00	55.58%
GASOLINE	4,228.42	5,200.00	22.98%
VEHICLE & EQUIPMENT MAINTENANCE	24,777.50	10,300.00	-58.43%
RADIO MAINTENANCE	4,684.06	3,200.00	-31.68%
VEHICLE MAIN TOWN	5,670.06	10,500.00	85.18%
VEHICLE & RADIO LICENCE	1,712.00	3,000.00	75.23%
UNIFORMS	8,591.60	15,600.00	81.57%
CLEANING	63.80	475.00	644.51%
TRAINING & FIRE PREVENTION	9,103.06	12,600.00	38.41%
EQUIPMENT	9,082.75	14,758.00	62.48%
MISCELLANEOUS	963.48	2,400.00	149.10%
TELEPHONE	6,464.09	6,800.00	5.20%
UTILITIES	6,665.58	7,000.00	5.02%
DISPATCHING	51,240.00	51,405.95	0.32%
BUILDING MAINTENANCE	9,916.70	6,000.00	-39.50%
COMPUTER MAINTENANCE	1,297.80	2,400.00	84.93%
GENERAL INSURANCE	22,978.83	11,180.34	-100.00%
CONVENTIONS, SEMINARS & TRAVEL	3,195.54	2,700.00	-15.51%
HYDRANT RENTAL	<u>39,826.69</u>	<u>39,000.00</u>	-2.08%
<b>TOTAL MATERIALS &amp; SUPPLIES</b>	<b><u>211,136.87</u></b>	<b><u>205,569.29</u></b>	-100.00%



**TRANSFERS TO OWN FUNDS**

CAPITAL EXPENDITURES	39,874.79	38,647.00	-3.08%
DEBT CHARGES	172,984.83	172,985.00	0.00%
TRANSFERS TO RESERVES	0.00	10,800.00	0.00%
TRANSFERS FROM RESERVES	<u>(9,259.31)</u>	<u>(12,464.00)</u>	34.61%
<b>TOTAL TRANSFERS TO OWN FUNDS</b>	<b><u>203,600.31</u></b>	<b><u>209,968.00</u></b>	3.13%
<b>TOTAL FIRE DEPARTMENT</b>	<b><u>845,693.01</u></b>	<b><u>869,614.50</u></b>	2.83%

**TOWN OF AMHERSTBURG  
POLICE DEPARTMENT  
1998 BUDGET**

POLICE DEPARTMENT	1997 ACTUAL	1998 BUDGET	% DECREASE
<b>SALARIES</b>			
SALARIES	1,438,465.33	1,372,744.04	-4.57%
BENEFITS	<u>366,895.41</u>	<u>365,022.00</u>	-0.51%
<b>TOTAL SALARIES &amp; BENEFITS</b>	<b><u>1,805,360.74</u></b>	<b><u>1,737,766.04</u></b>	-3.74%
<b>MATERIALS &amp; SUPPLIES</b>			
V.I.P. PROGRAM	1,067.21	2,200.00	106.14%
CAR EXPENSES	46,117.38	35,800.00	-22.37%
INSURANCE	12,644.01	12,200.00	-3.51%
GASOLINE	35,544.55	34,500.00	-2.94%
DISPATCHING SERVICES	87,892.48	105,000.00	19.46%
TELEPHONE	17,004.05	11,000.00	-35.31%
UTILITIES	13,269.15	14,000.00	5.51%
MAINTENANCE - RADIOS	2,151.37	2,400.00	11.56%
RADIO & OTHER LICENCES	1,100.00	1,440.00	30.91%
UNIFORMS	9,839.36	19,500.00	98.18%
JANITORIAL	10,040.96	10,100.00	0.59%
BUILDING MAINTENANCE	5,652.28	5,000.00	-11.54%
PHOTOGRAPHY	1,799.66	2,000.00	11.13%
TRAINING	11,307.68	20,000.00	76.87%
OFFICE SUPPLIES & EQUIPMENT	8,394.33	9,300.00	10.79%
RADAR REPAIRS	40.23	100.00	148.57%
EMERGENCY EQUIPMENT	770.59	1,000.00	29.77%
MEMBERSHIPS, CONVENTIONS & SEMINARS	8,855.89	7,700.00	-13.05%
CELLANEOUS	5,246.00	2,500.00	-52.34%
INVESTIGATIONS	1,603.83	1,500.00	-6.47%
COURT SERVICES	34,372.86	35,403.61	3.00%
CLEANING	782.17	1,000.00	27.85%
PRISONER EXPENSE	1,545.18	1,700.00	10.02%
ADVERTISING	88.55	200.00	125.86%
BOARD EXPENSE	1,864.10	3,000.00	60.94%
BOARD EXPENSES - SEMINARS	18,514.85	15,000.00	-18.98%
EQUIPMENT LEASES & RENTALS	14,691.23	12,463.00	-15.17%
EQUIPMENT MAINTENANCE	2,720.82	13,000.00	377.80%
OMPAC MAINTENANCE	12,669.48	17,000.00	34.18%
LEGAL FEES	16,467.59	20,000.00	21.45%
CONTRACT POLICING (MALDEN)	382,929.00	463,827.00	21.13%
<b>TOTAL MATERIALS &amp; SUPPLIES</b>	<b><u>766,986.84</u></b>	<b><u>879,833.61</u></b>	14.71%

ANDERDON PREVIOUSLY HAD VEHICLES SERVICED BY DAN KANE

Note: Secretarial charge & other expenses for O.P.P. distributed on expense accounts

**TRANSFERS TO OWN FUNDS**

CAPITAL EXPENDITURES	67,725.06	162,120.00	139.38%	Anderdon purchased a vehicle in 1997
DEBT CHARGES	83,676.84	0.00	-100.00%	
TRANSFERS TO RESERVES	0.00	34,562.29	0.00%	
TRANSFERS FROM RESERVES	<u>(24,966.63)</u>	<u>0.00</u>	-100.00%	
<b>TOTAL TRANSFERS TO OWN FUNDS</b>	<u>126,435.27</u>	<u>196,682.29</u>	55.56%	
<b>TOTAL POLICE DEPARTMENT</b>	<u>2,698,782.85</u>	<u>2,814,281.94</u>	4.28%	

**TOWN OF AMHERSTBURG  
ENVIRONMENTAL SERVICES  
1998 BUDGET**

ENVIRONMENTAL SERVICES	1997 ACTUAL	1998 BUDGET
<b>SANITARY SEWERS</b>		
<b>SEWAGE TREATMENT PLANT</b>		
PUBLIC WORKS SALARY TRANSFER	3,949.83	0.00
ADMINISTRATIVE TRANSFER	5,000.00	5,000.00
GASOLINE	1,310.50	1,400.00
VEHICLE MAINTENANCE	8,149.60	8,000.00
TELEPHONE	3,853.98	3,900.00
UTILITIES	58,952.16	59,500.00
BUILDING MAINTENANCE	1,670.94	1,700.00
EQUIPMENT MAINTENANCE	125.66	140.00
GENERAL INSURANCE	835.05	1,000.00
ENGINEERING	0.00	0.00
CONTRACT O.C.W.A.	289,258.08	275,000.00
LANDFILL CHARGES	66,298.31	72,000.00
TRANSFERS TO AMHERSTBURG FOR SEWAGE OPERATIONS	37,431.09	0.00
EDGEWATER BEACH SEWER	117,944.03	119,972.50
MCGREGOR SEWER	<u>56,700.47</u>	<u>76,969.86</u>
		<small>FUNDED THROUGH SEWER DEVELOPMENT CHARGES FROM ANDERDON</small>
<b>TOTAL SANITARY SEWER OPERATIONS</b>	<b><u>651,479.70</u></b>	<b><u>624,582.36</u></b>
<b>TRANSFERS TO OWN FUNDS</b>		
CAPITAL EXPENDITURES	0.00	0.00
DEBT CHARGES	191,732.94	170,169.48
TRANSFERS FROM RESERVES	(65,295.99)	(65,295.99)
SEWAGE PLANT SURPLUS	<u>61,534.23</u>	<u>0.00</u>
<b>TOTAL TRANSFERS TO OWN FUNDS</b>	<b><u>187,971.18</u></b>	<b><u>104,873.49</u></b>
<b>TOTAL SANITARY SEWERS</b>	<b><u>839,450.88</u></b>	<b><u>729,455.85</u></b>
<b>WATERMAIN REPAYMENTS</b>		
WATERMAIN REPAYMENTS ON TAXES	147,163.44	151,753.58
NEW TRUNKLINE	<u>4,724.75</u>	<u>4,725.00</u>
<b>TOTAL WATERMAIN REPAYMENTS</b>	<b><u>151,888.19</u></b>	<b><u>156,478.58</u></b>
<b>GARBAGE DISPOSAL</b>		
GARBAGE COLLECTION	249,023.77	270,000.00
GARBAGE DISPOSAL	<u>359,799.81</u>	<u>390,000.00</u>
<b>TOTAL GARBAGE DISPOSAL</b>	<b><u>608,823.58</u></b>	<b><u>660,000.00</u></b>
<b>OTHER LOCAL IMPROVEMENT REPAYMENTS</b>		
MUNICIPAL DRAINS	57,352.63	20,940.63
TILE DRAINAGE LOANS	39,350.30	36,192.10
SHORELINE PROPERTY ASSISTANCE	<u>13,174.50</u>	<u>2,408.72</u>
<b>TOTAL LOCAL IMPROVEMENT REPAYMENTS</b>	<b><u>109,877.43</u></b>	<b><u>59,541.45</u></b>
<b>TOTAL ENVIRONMENTAL SERVICES</b>	<b><u>1,710,040.08</u></b>	<b><u>1,605,475.88</u></b>

**TOWN OF AMHERSTBURG  
PUBLIC WORKS DEPARTMENT  
1998 BUDGET**

PUBLIC WORKS DEPARTMENT	1997 ACTUAL	1998 BUDGET
<b>SALARIES</b>		
SALARIES	766,106.95	774,550.00
BENEFITS	<u>209,182.63</u>	<u>229,404.60</u>
<b>TOTAL SALARIES &amp; BENEFITS</b>	<b><u>975,289.58</u></b>	<b><u>1,003,954.60</u></b>
<b>MATERIALS &amp; SUPPLIES</b>		
OFFICE SUPPLIES	927.42	1,300.00
GASOLINE	44,323.75	49,500.00
VEHICLE MAINTENANCE	47,952.72	42,000.00
VEHICLE TIRES	1,194.00	3,000.00
VEHICLE & RADIO LICENCES	1,356.00	5,700.00
EQUIPMENT REPAIRS	3,975.20	3,500.00
SHOP SUPPLIES	11,004.29	14,800.00
MISCELLANEOUS	12,230.29	1,500.00
TELEPHONE	8,942.06	6,000.00
BUILDING JANITORIAL SERVICE	3,992.76	3,800.00
BUILDING MAINTENANCE	7,027.01	7,200.00
UTILITIES	18,875.13	24,000.00
GENERAL INSURANCE	41,349.43	31,000.00
CONVENTIONS & SEMINARS	5,951.85	4,800.00
WEED CUTTING	<u>5,581.50</u>	<u>6,200.00</u>
<b>TOTAL MATERIALS &amp; SUPPLIES</b>	<b><u>214,683.41</u></b>	<b><u>204,300.00</u></b>
<b>TRANSFERS TO OWN FUNDS</b>		
CAPITAL EXPENDITURES	45,117.03	0.00
DEBT CHARGES	89,575.62	69,957.00
TRANSFERS TO RESERVES	295,500.00	65,000.00
TRANSFERS FROM RESERVES	<u>(55,340.39)</u>	<u>0.00</u>
<b>TOTAL TRANSFERS TO OWN FUNDS</b>	<b><u>374,852.26</u></b>	<b><u>134,957.00</u></b>
<b>INTERNAL TRANSFERS</b>		
LABOUR TRANSFER	(772,799.74)	(766,550.00)
LABOUR BURDEN CHARGED	(36,493.39)	(25,000.00)
GENERAL LABOUR	<u>171,359.24</u>	<u>184,550.00</u>
<b>TOTAL INTERNAL TRANSFERS</b>	<b><u>(637,933.89)</u></b>	<b><u>(607,000.00)</u></b>
<b>TOTAL PUBLIC WORKS DEPARTMENT</b>	<b>926,891.36</b>	<b>736,211.60</b>

**TOWN OF AMHERSTBURG  
ROADS DEPARTMENT  
1998 BUDGET**

ROADS DEPARTMENT	1997 ACTUAL	1998 BUDGET
<b>SALARIES</b>		
SALARY & BENEFIT TRANSFER FROM PUBLIC WORKS	361,000.00	0.00
<b>MATERIALS &amp; SUPPLIES</b>		
PRIVATE EQUIPMENT RENTAL	15,730.54	4,000.00
ADVERTISING	60.16	500.00
STONE	70,825.33	85,000.00
STRIPING	1,824.00	5,000.00
LANDFILL CHARGES	2,267.68	2,500.00
ESSEX TERMINAL RAILWAY	2,497.44	2,500.00
CLOTHING, UNIFORM & TRAFFIC CONTROL	3,234.27	4,250.00
SPRAY PATCHING	10,215.35	11,100.00
TRAFFIC DEVICES	6,151.69	3,900.00
CATCH BASINS & CULVERTS	11,707.56	6,300.00
DUST CONTROL	3,876.65	8,500.00
SURFACE TREATMENT	235,526.32	31,800.00
CONNECTING LINK - MAINTENANCE	17,304.00	18,000.00
CONNECTING LINK - TRAFFIC LIGHT MAINT.	2,601.42	2,000.00
WINTER CONTROL - SALT	54,628.08	60,000.00
SALARIES & WAGES - TRAFFIC CONTROL	27,021.59	26,850.00
TRAFFIC CONTROL - SIGNS	5,646.82	20,000.00
TRAFFIC CONTROL - UTILITIES ON LIGHTS	6,030.20	6,700.00
STREET LIGHT MAINTENANCE	128,249.61	121,000.00
SIDEWALKS	12,968.51	13,600.00
TREE TRIMMING & REMOVAL	5,037.66	10,000.00
STORM SEWER MAINTENANCE	3,315.59	3,500.00
DRAINS & PUMPS	10,341.52	17,700.00
<b>TOTAL MATERIALS &amp; SUPPLIES</b>	<b>637,061.99</b>	<b>464,700.00</b>
<b>TRANSFERS TO OWN FUNDS</b>		
<b>CAPITAL EXPENDITURES</b>		
- STREET LIGHT PROGRAM	8,560.00	10,000.00
- CATCH BASIN REPAIRS - VARIOUS STREETS	0.00	3,000.00
- LOWES SIDEROAD TAR & CHIP	0.00	14,000.00
- FOX ROAD RESURFACING - HOT MIX	0.00	55,000.00
- 4TH CON. N. ASPHALTING	42,213.00	85,000.00
- 5TH CON. S. TAR & CHIP	0.00	6,500.00
- MIDDLE SIDEROAD TAR & CHIP - 6TH CON. TO 7TH	0.00	12,000.00
- MIDDLE SIDEROAD TAR & CHIP - CREEK RD. TO 6TH CON.	0.00	14,700.00
- 7TH CON. TAR & CHIP - PIKE RD. TO ALMA ST.	0.00	21,500.00
- RADIO SYSTEM	0.00	2,000.00
- RADIO SYSTEM INCLUDED IN RESTRUCTURING FUND	0.00	(2,000.00)
- SIDEWALK - PICKERING FROM CAW TO DALHOUSIE	0.00	5,725.00
<b>TOTAL CAPITAL EXPENDITURES</b>	<b>50,773.00</b>	<b>227,425.00</b>

**DEBT CHARGES**

- STREET LIGHTS	9,243.66	7,893.00
- STORM SEWER	76,208.83	56,926.00
- 5 TON SINGLE AXLE	7,090.00	7,090.00
<b>TOTAL DEBT CHARGES</b>	<u>92,542.49</u>	<u>71,909.00</u>

TRANSFERS TO RESERVES	0.00	70,000.00	EQUIP. \$ 30,000 & BRIDGES & RD. \$ 40,00
-----------------------	------	-----------	---

UNFINANCED CAPITAL	168,595.98	0.00
--------------------	------------	------

TRANSFERS FROM RESERVES	0.00	0.00
-------------------------	------	------

<b>TOTAL TRANSFERS TO OWN FUNDS</b>	<u>311,911.47</u>	<u>369,334.00</u>
-------------------------------------	-------------------	-------------------

<b>TOTAL ROADS DEPARTMENT</b>	<u>1,309,973.46</u>	<u>834,034.00</u>
-------------------------------	---------------------	-------------------

**TOWN OF AMHERSTBURG  
AMHERSTBURG COMMUNITY CENTRE  
1998 BUDGET**

AMHERSTBURG COMMUNITY CENTRE		1997 ACTUAL	1998 BUDGET
------------------------------	--	----------------	----------------

**REVENUE**

CANTEEN SALES	72,690.00	75,000.00
ICE RENTALS	236,703.00	250,000.00
FIGURE SKATING SCHOOL	27,262.00	28,500.00
HOCKEY SCHOOL	23,046.00	24,000.00
PUBLIC SKATING	6,714.00	7,000.00
SKATE SHARPENING/RENTAL	1,884.00	3,600.00
AUDITORIUM RENTALS	1,903.00	2,500.00
SIGN RENTALS	950.00	2,600.00
FLOOR RENTALS	374.00	1,200.00
INTEREST & MISCELLANEOUS	<u>2,348.00</u>	<u>1,000.00</u>

<b>TOTAL COMMUNITY CENTRE REVENUES</b>	<b><u>373,874.00</u></b>	<b><u>395,400.00</u></b>
--	--------------------------	--------------------------

**EXPENDITURES**

SALARIES & BENEFITS	223,973.00	231,000.00
CANTEEN PURCHASES	36,876.00	38,000.00
FIGURE SKATING INST.	2,639.00	2,700.00
HOCKEY SCHOOL	19,968.00	21,000.00
JANITORIAL SUPPLIES	7,544.00	7,800.00
UTILITIES	77,316.00	80,000.00
REPAIRS & MAINTENANCE	21,026.00	22,000.00
ADVERTISING	266.00	500.00
TRAVEL/SAFETY/TRAINING	1,700.00	1,700.00
PROFESSIONAL FEES	3,425.00	200.00
OFFICE/SECRETARY	2,348.00	1,500.00
INSURANCE	18,919.00	20,000.00
TELEPHONE	1,793.00	1,800.00
INTEREST & BANK CHARGES	667.00	0.00
MISCELLANEOUS	<u>1,424.00</u>	<u>1,000.00</u>

<b>TOTAL EXPENDITURES</b>	<b><u>419,884.00</u></b>	<b><u>429,200.00</u></b>
---------------------------	--------------------------	--------------------------

**TRANSFERS TO OWN FUNDS**

<b>CAPITAL EXPENDITURES</b>		
- SHINGLE ROOF	0.00	50,000.00
- DEHUMIDIFIER	0.00	20,000.00
- CLOCK REFURBISH	<u>0.00</u>	<u>5,000.00</u>

<b>TOTAL CAPITAL EXPENDITURES</b>	<b><u>0.00</u></b>	<b><u>75,000.00</u></b>
-----------------------------------	--------------------	-------------------------

DEBT CHARGES	*	59,994.07	59,994.07
--------------	---	-----------	-----------

AREA RATED DEBT CHARGE	(59,994.07)	0.00	AREA RATED TO FORMER AMHERSTBURG & MALDEN
------------------------	-------------	------	---

TRANSFERS FROM RESERVES	<u>0.00</u>	<u>0.00</u>
-------------------------	-------------	-------------

<b>TOTAL TRANSFERS TO OWN FUNDS</b>	<b><u>0.00</u></b>	<b><u>134,994.07</u></b>
-------------------------------------	--------------------	--------------------------

<b>TOTAL ARENA EXPENDITURES</b>	<b><u>419,884.00</u></b>	<b><u>639,194.07</u></b>
---------------------------------	--------------------------	--------------------------

<b>NET ARENA BALANCE (TO)/FROM TOWN</b>	<b><u>46,010.00</u></b>	<b><u>168,794.07</u></b>
---	-------------------------	--------------------------



**TOWN OF AMHERSTBURG  
PROTECTIVE SERVICES  
1998 BUDGET**



ESSEX REGION CONSERVATION AUTHORITY	<u>33,401.00</u>	<u>33,401.00</u>
-------------------------------------	------------------	------------------

EMERGENCY PREPAREDNESS COMMITTEE	<u>8,732.40</u>	<u>7,600.00</u>
----------------------------------	-----------------	-----------------

**ANIMAL CONTROL**

CONTRACT SERVICES	39,399.42	40,000.00	BOB SMITH
-------------------	-----------	-----------	-----------

DOG POUND & ANIMAL CONTROL	2,390.49	2,000.00
----------------------------	----------	----------

LIVESTOCK VALUER	<u>254.52</u>	<u>500.00</u>
------------------	---------------	---------------

	<u>42,044.43</u>	<u>42,500.00</u>
--	------------------	------------------

<b>TOTAL PROTECTIVE SERVICES</b>	<u>84,177.83</u>	<u>83,501.00</u>
----------------------------------	------------------	------------------

TOWN OF AMHERSTBURG  
BUILDING DEPARTMENT  
1998 BUDGET

BUILDING DEPARTMENT	1997 ACTUAL	1998 BUDGET	
<b>SALARIES</b>			
SALARIES	177,327.16	127,479.00	THIS INCLUDED SECRETARIAL ALLOCATIONS PREVIOUSLY
BENEFITS	<u>46,986.16</u>	<u>28,100.00</u>	
<b>TOTAL SALARIES &amp; BENEFITS</b>	<b><u>224,313.32</u></b>	<b><u>155,579.00</u></b>	
<b>MATERIALS &amp; SUPPLIES</b>			
OFFICE SUPPLIES	1,497.07	1,000.00	
GASOLINE	879.04	1,800.00	
VEHICLE MAINTENANCE	529.50	600.00	
AUTO INSURANCE	1,202.25	1,300.00	
VEHICLE MAINTENANCE TOWN	1,403.17	2,000.00	
AUTO LICENCE	0.00	132.00	
MISCELLANEOUS	0.00	100.00	
TELEPHONE	764.17	800.00	
PROFESSIONAL FEES	7,054.94	7,000.00	
MILEAGE	6,040.00	0.00	
CONVENTIONS, SEMINARS, TRAVEL, ETC.	<u>2,711.11</u>	<u>4,000.00</u>	
<b>TOTAL MATERIALS &amp; SUPPLIES</b>	<b><u>22,081.25</u></b>	<b><u>18,732.00</u></b>	
<b>TRANSFERS TO OWN FUNDS</b>			
CAPITAL EXPENDITURES	0.00	0.00	
DEBT CHARGES	0.00	0.00	
TRANSFERS TO RESERVES	0.00	0.00	
TRANSFERS FROM RESERVES	<u>0.00</u>	<u>0.00</u>	
<b>TOTAL TRANSFERS TO OWN FUNDS</b>	<b><u>0.00</u></b>	<b><u>0.00</u></b>	
<b>TOTAL BUILDING DEPARTMENT</b>	<b><u>246,394.57</u></b>	<b><u>174,311.00</u></b>	

**TOWN OF AMHERSTBURG  
PLANNING DEPARTMENT  
1998 BUDGET**

<b>PLANNING DEPARTMENT</b>	<b>1997 ACTUAL</b>	<b>1998 BUDGET</b>
<b>SALARIES</b>		
SALARIES	3,800.00	4,500.00
BENEFITS	138.18	240.00
<b>TOTAL SALARIES &amp; BENEFITS</b>	<u><b>3,938.18</b></u>	<u><b>4,740.00</b></u>
<b>MATERIALS &amp; SUPPLIES</b>		
OFFICE SUPPLIES	649.92	100.00
ADVERTISING	5,621.96	2,000.00
PROFESSIONAL FEES	56,532.01	5,000.00
LEGAL FEES	65,632.03	5,000.00
HOUSE NUMBERING	13,198.75	0.00
LACAC EXPENSES	0.00	2,000.00
INFORMATION BOOTH - PROGRAM SUPPLIES	84.40	100.00
GRANTS - CHAMBER OF COMMERCE	10,000.00	23,906.00
DOWNTOWN LEASE	0.00	5,400.00
MEMBRSHIPS, CONVENTIONS, SEMINARS, ET	2,374.83	2,159.00
<b>TOTAL MATERIALS &amp; SUPPLIES</b>	<u><b>154,093.90</b></u>	<u><b>45,665.00</b></u>
<b>TOTAL PLANNING EXPENSES</b>	<u><b>158,032.08</b></u>	<u><b>50,405.00</b></u>

**TOWN OF AMHERSTBURG  
RECREATION DEPARTMENT  
1998 BUDGET**

RECREATION DEPARTMENT	1997 ACTUAL	1998 BUDGET
<b>SALARIES</b>		
SALARIES - ARENA ALLOCATION	20,533.40	21,000.00
SALARIES - MALDEN CENTRE PARK	15,709.32	16,000.00
SALARY ALLOCATION - OTHER PARKS	80,965.25	100,000.00
HONOURARIUM	3,260.00	2,400.00
BENEFITS	<u>2,771.03</u>	<u>3,000.00</u>
<b>TOTAL SALARIES &amp; BENEFITS</b>	<b><u>123,239.00</u></b>	<b><u>142,400.00</u></b>
<b>MATERIALS &amp; SUPPLIES</b>		
MATERIALS & SUPPLIES	1,526.07	1,600.00
TELEPHONE	502.20	520.00
FACILITIES & GROUNDS	27,979.20	5,000.00
WASHROOM RENTAL	945.00	945.00
UTILITIES	4,396.51	1,550.00
INSURANCE	4,059.72	3,000.00
PARK COORDINATIONS	1,000.00	1,000.00
ARENA GRANT	44,500.00	0.00
CO-AN PARK		10,000.00
MEMBERSHIPS, CONVENTIONS, SEMINARS, E	1,209.93	0.00
MISCELLANEOUS	<u>983.96</u>	<u>500.00</u>
<b>TOTAL MATERIALS &amp; SUPPLIES</b>	<b><u>87,102.59</u></b>	<b><u>24,115.00</u></b>
<b>KING'S NAVY YARD PARK</b>		
SALARY TRANSFER FROM PUBLIC WORKS	12,074.43	12,500.00
UTILITIES	3,624.17	3,700.00
GROUNDS MAINTENANCE	7,470.73	7,500.00
INSURANCE	86.40	125.00
CONTRACT SERVICES	<u>52,942.10</u>	<u>53,000.00</u>
<b>TOTAL KING'S NAVY YARD PARK</b>	<b><u>76,197.83</u></b>	<b><u>76,825.00</u></b>
<b>SCOUT HALL</b>		
JANITORIAL	441.24	450.00
TELEPHONE & UTILITIES	3,209.15	3,300.00
BUILDING MAINTENANCE	327.91	3,350.00
INSURANCE	<u>164.16</u>	<u>240.00</u>
<b>TOTAL SCOUT HALL</b>	<b><u>4,142.46</u></b>	<b><u>7,340.00</u></b>

**SPLASH POOL**

PART TIME WAGES	12,144.33	13,000.00
SALARY TRANSFER FROM PUBLIC WORKS	3,485.09	0.00
BENEFITS	1,023.11	1,200.00
TELEPHONE & UTILITIES	4,027.51	4,100.00
MAINTENANCE & SUPPLIES	704.56	3,700.00
INSURANCE	167.40	235.00
PROGRAM SUPPLIES	<u>137.71</u>	<u>150.00</u>
<b>TOTAL SPLASH POOL</b>	<b><u>21,689.71</u></b>	<b><u>22,385.00</u></b>

**LIONS' POOL**

PART TIME WAGES	16,578.29	17,000.00
SALARY TRANSFER FROM PUBLIC WORKS	10,452.70	0.00
BENEFITS	1,588.45	1,800.00
TELEPHONE & UTILITIES	4,254.52	4,300.00
MAINTENANCE SUPPLIES	10,702.73	4,200.00
INSURANCE	248.40	245.00
MISCELLANEOUS	<u>1,763.47</u>	<u>700.00</u>
<b>TOTAL LIONS' POOL</b>	<b><u>45,588.56</u></b>	<b><u>28,245.00</u></b>

**TRANSFERS TO OWN FUNDS**

CAPITAL EXPENDITURES	38,887.26	7,000.00
DEBT CHARGES	16,612.00	16,612.00
TRANSFERS TO RESERVES	0.00	0.00
TRANSFERS FROM RESERVES	<u>0.00</u>	<u>0.00</u>
<b>TOTAL TRANSFERS TO OWN FUNDS</b>	<b><u>55,499.26</u></b>	<b><u>23,612.00</u></b>

<b>TOTAL RECREATION DEPARTMENT</b>	<b><u>413,459.41</u></b>	<b><u>324,922.00</u></b>
------------------------------------	--------------------------	--------------------------

SKATEBOARD PARK

**TOWN OF AMHERSTBURG  
K. WALTER RANTA MARINA  
1998 BUDGET**

RECREATION	1997 ACTUAL	1998 BUDGET
<b>SALARIES</b>		
SALARIES	50,468.00	52,000.00
BENEFITS	<u>4,342.00</u>	<u>4,600.00</u>
<b>TOTAL SALARIES &amp; BENEFITS</b>	<b><u>54,810.00</u></b>	<b><u>56,600.00</u></b>
<b>MATERIALS &amp; SUPPLIES</b>		
CONCESSION EXPENSE	1,197.00	1,400.00
TELEPHONE & UTILITIES	7,572.00	8,000.00
MAINTENANCE, REPAIRS & SUPPLIES	9,316.00	10,000.00
OFFICE SUPPLIES & PRINTING	194.00	420.00
AUDIT	515.00	1,030.00
INSURANCE	7,635.00	7,800.00
ASSOCIATION FEES	340.00	354.00
SECURITY	448.00	800.00
HOLDING TANK	2,928.00	3,500.00
JANITORIAL SUPPLIES	674.00	900.00
MARKERS IN & OUT	2,709.00	4,200.00
MILEAGE	165.00	600.00
MISCELLANEOUS	160.00	200.00
LEASE	<u>10,477.00</u>	<u>11,500.00</u>
<b>TOTAL MATERIALS &amp; SUPPLIES</b>	<b><u>44,330.00</u></b>	<b><u>50,704.00</u></b>
<b>TRANSFERS TO OWN FUNDS</b>		
CAPITAL EXPENDITURES	28,034.00	0.00
DEBT CHARGES	0.00	0.00
TRANSFERS TO RESERVES	0.00	7,696.00
TRANSFERS FROM RESERVES	<u>0.00</u>	<u>0.00</u>
<b>TOTAL TRANSFERS TO OWN FUNDS</b>	<b><u>28,034.00</u></b>	<b><u>7,696.00</u></b>
<b>TOTAL RANTA MARINA</b>	<b><u>127,174.00</u></b>	<b><u>115,000.00</u></b>

**TOWN OF AMHERSTBURG  
CULTURAL  
1998 BUDGET**

CULTURAL	1997 ACTUAL	1998 BUDGET	
<b>MATERIALS &amp; SUPPLIES</b>			
<b>LIBRARIES</b>	<u>7,337.48</u>	<u>9,000.00</u>	
<b>CULTURAL CENTRES - VICTORIA ST. &amp; CNTY. RD. 20</b>			
<b>SALARIES</b>			
SALARIES	8,105.19	8,200.00	
BENEFITS	<u>209.31</u>	<u>230.00</u>	
<b>TOTAL SALARIES &amp; BENEFITS</b>	<u><b>8,314.50</b></u>	<u><b>8,430.00</b></u>	
<b>MATERIALS &amp; SUPPLIES</b>			
TELEPHONE	610.64	620.00	
BUILDING MAINTENANCE	13,743.64	13,000.00	
JANITORIAL SERVICES	804.62	850.00	
COMMUNITY CENTRE - COUNTY RD. 20	22,187.15	18,000.00	
UTILITIES	5,929.83	6,100.00	
INSURANCE	<u>697.68</u>	<u>1,000.00</u>	
<b>TOTAL MATERIALS &amp; SUPPLIES</b>	<u><b>67,940.04</b></u>	<u><b>65,430.00</b></u>	
<b>GORDON HOUSE</b>			
MISCELLANEOUS	597,609.25	0.00	
INSURANCE	237.60	400.00	
LEGAL FEES	<u>220,736.41</u>	<u>0.00</u>	
<b>TOTAL GORDON HOUSE</b>	<u><b>818,583.26</b></u>	<u><b>400.00</b></u>	
<b>GRANTS TO OTHERS</b>			
SOCIAL PLANNING COUNCIL	0.00	2,000.00	
HOUSE OF SHALOM	0.00	1,600.00	
AMHERSTBURG HISTORICAL SITES	0.00	5,500.00	
OTHER VARIOUS GRANTS	8,350.00	7,000.00	
COMMUNITIES IN BLOOM	0.00	3,250.00	
ADVERTISING REQUESTS	<u>0.00</u>	<u>1,000.00</u>	
<b>TOTAL GRANTS TO OTHERS</b>	<u><b>8,350.00</b></u>	<u><b>20,350.00</b></u>	
<b>TRANSFERS TO OWN FUNDS</b>			
CAPITAL EXPENDITURES	0.00	0.00	
DEBT CHARGES	26,317.75	26,317.75	GORDON HOUSE
TRANSFERS TO RESERVES	0.00	0.00	
TRANSFERS FROM RESERVES	<u>(647,624.59)</u>	<u>0.00</u>	GORDON HOUSE
<b>TOTAL TRANSFERS TO OWN FUNDS</b>	<u><b>(621,306.84)</b></u>	<u><b>26,317.75</b></u>	
<b>TOTAL CULTURAL</b>	<u><b>289,218.44</b></u>	<u><b>129,927.75</b></u>	

**TOWN OF AMHERSTBURG  
REVENUE ON TAXES  
1998**

	1997 ACTUAL	1998 BUDGET
<b>LOCAL IMPROVEMENTS</b>		
MUNICIPAL DRAINS	21,462.79	20,940.63
SHORELINE PROPERTY ASSISTANCE	7,077.50	2,408.72
TILE LOANS	36,192.10	36,192.10
WATERMAINS	151,888.19	156,478.58
SEWER CHARGES ON TAXES	69,314.97	134,873.00
GARBAGE COLLECTION	* 61,496.04	0.00
STREET LIGHTS	* 35,666.91	0.00
FRONTAGE & CONNECTION CHARGES	10,961.59	11,000.00
ANDERDON FIRE STATION # 2 WAGES		192,230.00
WORKING CAPITAL - FORMER AMHERSTBURG	0.00	160,167.15
WORKING CAPITAL - FORMER ANDERDON	0.00	63,787.78
WORKING CAPITAL - FORMER MALDEN	0.00	(113,717.58)
DEBT RECOVERY - FORMER AMHERSTBURG		314,715.92
DEBT RECOVERY - FORMER ANDERDON		20,912.00
DEBT RECOVERY - FORMER MALDEN		16,612.00
LOCAL IMPROVEMENTS AMHERSTBURG (OLD)	<u>24,342.10</u>	<u>24,342.10</u>
<b>TOTAL LOCALS ON TAXES</b>	<b><u>396,939.40</u></b>	<b><u>1,020,001.77</u></b>



**TOWN OF AMHERSTBURG  
REVENUE 1998**

	1997 ACTUAL	1998 BUDGET
<b>PAYMENTS IN LIEU</b>		
<b>FEDERAL</b>		
FEDERAL GOVT	109,533.83	110,000.00
BELL CANADA GROSS RECEIPTS	<u>96,705.31</u>	<u>0.00</u>
<b>TOTAL FEDERAL GRANTS</b>	<b><u>206,239.14</u></b>	<b><u>110,000.00</u></b>
<b>PROVINCIAL</b>		
ONT. HOUSING CORP.	25,834.06	26,000.00
ONTARIO HYDRO	338.85	350.00
L.C.B.O.	1,944.44	2,000.00
MINISTRY OF ENVIRONMENT	31,812.97	32,000.00
OTHER GRANTS IN LIEU	<u>9,341.02</u>	<u>9,400.00</u>
<b>TOTAL PROVINCIAL G.I.L.</b>	<b><u>69,271.34</u></b>	<b><u>69,750.00</u></b>
<b>MUNICIPAL ENTERPRISES</b>		
AMHERSTBURG HYDRO	<u>16,613.76</u>	<u>17,000.00</u>
<b>TOTAL GRANTS IN LIEU</b>	<b><u>292,124.24</u></b>	<b><u>196,750.00</u></b>
<b>OTHER GRANTS</b>		
GENERAL SUPPORT	596,399.00	0.00
RESTRUCTURING FUND	0.00	656,650.00
SUMMER CANADA	2,295.00	3,000.00
PAY EQUITY	8,966.00	8,500.00
MINISTRY OF NATURAL RESOURCES - PITS & QUARRIES	57,585.89	55,000.00
CONNECTING LINK	311,073.63	0.00
C.O.I.W. INFRASTRUCTURE GRANTS	71,661.00	0.00
DRAINAGE SUPERINTENDENT	7,022.01	8,000.00
OTHER ONTARIO SPECIFIC GRANTS	10,731.62	0.00
MINISTRY OF FISHERIES & OCEANS - RANTA MARINA	<u>14,017.27</u>	<u>0.00</u>
<b>TOTAL OTHER GRANTS</b>	<b><u>1,079,751.42</u></b>	<b><u>731,150.00</u></b>
<b>TRANSPORTATION SERVICES</b>		
ROADS REBATE - COUNTY OF ESSEX	<u>41,400.00</u>	<u>0.00</u>

**OTHER REVENUES****GENERAL GOVERNMENT  
FEES & CHARGES**

TAX CERTIFICATES	50,245.60	55,000.00
ADMINISTRATIVE FEES	52,250.65	40,000.00
FIRE REPORTS	10,775.00	12,000.00
POLICE REPORTS	7,478.51	7,500.00
POLICE MISC. RECEIPTS	27,761.76	20,000.00
PUBLIC WORKS REPORTS & FEES	8,602.80	9,850.00
EQUIPMENT RENTALS	6,169.95	6,000.00
MECHANIC CHARGES	4,000.00	4,000.00
PUBLIC WORKS SERVICE CHARGES	5,012.22	5,000.00
ROADS RECEIPTS	12,822.93	13,000.00
WEED CUTTING	11,207.50	9,000.00
PARK USE	15,000.00	15,000.00
SPLASH POOL REGISTRATION	3,630.00	4,000.00
SPLASH POOL ADMITTANCE FEES	1,164.00	1,100.00
LIONS' POOL REGISTRATION	8,365.50	8,500.00
LIONS' POOL ADMITTANCE FEES	2,166.50	2,000.00
MINOR VARIANCES & SEVERANCES	18,290.00	16,000.00
<b>TOTAL FEES &amp; CHARGES</b>	<b><u>244,942.92</u></b>	<b><u>227,950.00</u></b>

**OTHER REVENUES**

DOG LICENCES	15,426.00	17,000.00
HUNTING LICENCES	1,151.50	1,200.00
BUILDING PERMITS	372,156.47	425,000.00
SEWER PERMITS	7,499.00	8,000.00
PLUMBING PERMITS	14,992.00	15,500.00
SIGN PERMITS	1,300.00	1,300.00
BUILDING LETTERS	28,824.60	33,000.00
ASSESSMENT FEES	18,480.00	24,000.00
LOTTERY LICENCES	198,650.40	203,000.00
TRANSIENT TRADERS LICENCES	1,610.93	2,000.00
OTHER LICENCES	1,675.00	2,000.00
CONCESSION STAND REVENUE	10,750.12	11,000.00
MUNICIPAL BUILDING RENTALS	50.00	1,000.00
<b>TOTAL OTHER REVENUES</b>	<b><u>672,566.02</u></b>	<b><u>744,000.00</u></b>

**RENTALS**

CULTURAL CENTRES - VICTORIA & CNTY. RD. 20	<u>26,204.43</u>	<u>27,000.00</u>
--	------------------	------------------

**FINES**

PARKING TICKETS & BY-LAW FINES	<u>2,775.75</u>	<u>3,000.00</u>
--------------------------------	-----------------	-----------------

**PENALTIES & INTEREST**

PENALTIES & INTEREST ON TAXES	<u>257,757.57</u>	<u>260,000.00</u>
-------------------------------	-------------------	-------------------

**INVESTMENT INCOME**

INTEREST ON INVESTMENTS	21,265.00	16,000.00
-------------------------	-----------	-----------

INTEREST ON BANK ACCOUNTS	61,893.38	70,000.00
---------------------------	-----------	-----------

OTHER INVESTMENT INCOME	<u>106.89</u>	<u>0.00</u>
-------------------------	---------------	-------------

<b>TOTAL INVESTMENT INCOME</b>	<b><u>83,265.27</u></b>	<b><u>86,000.00</u></b>
--------------------------------	-------------------------	-------------------------

**SALES & OTHER MISC. REVENUE**

SALE OF MUNICIPAL PROPERTY	240,949.70	0.00
----------------------------	------------	------

SALE OF SUPPLIES	629.50	700.00
------------------	--------	--------

SALE OF MUNICIPAL EQUIPMENT	1,671.15	10,000.00
-----------------------------	----------	-----------

WATER SALES	7,497.50	8,000.00
-------------	----------	----------

XEROX USAGE	601.40	700.00
-------------	--------	--------

DONATIONS - LIBRARY FUND	500.00	500.00
--------------------------	--------	--------

DONATIONS - OTHER	7,679.99	7,000.00
-------------------	----------	----------

LEGAL RECOVERY	16,000.00	0.00
----------------	-----------	------

OMERS FUNDING EXCESS	38,029.04	0.00
----------------------	-----------	------

TOTAL COMMUNITY CENTRE REVENUES	373,874.00	395,400.00
---------------------------------	------------	------------

RANTA MARINA REVENUES	101,718.23	115,000.00
-----------------------	------------	------------

MISCELLANEOUS INCOME	<u>188,996.16</u>	<u>102,000.00</u>
----------------------	-------------------	-------------------

<b>TOTAL SALES &amp; MISCELLANEOUS REVENUE</b>	<b><u>978,146.67</u></b>	<b><u>639,300.00</u></b>
--	--------------------------	--------------------------

**SEWAGE REVENUE FROM WATER DEPARTMENT & H.E.C.**

AMHERSTBURG SEWAGE TREATMENT PLANT AREA *	8,426.43	397,640.49
---	----------	------------

EDGEWATER BEACH SEWAGE TREATMENT AREA *	112,774.43	119,972.50
---	------------	------------

MCGREGOR SEWAGE TREATMENT AREA *	<u>92,924.78</u>	<u>76,969.86</u>
----------------------------------	------------------	------------------

<b>TOTAL SEWAGE REVENUE FROM UTILITIES</b>	<b><u>214,125.64</u></b>	<b><u>594,582.85</u></b>
--	--------------------------	--------------------------

**TRANFERS FROM RESERVES**

TRANSFER TO CURRENT OPERATIONS	85,296.00	0.00
--------------------------------	-----------	------

TRANSFER TO CAPITAL OPERATIONS	<u>38,887.27</u>	<u>0.00</u>
--------------------------------	------------------	-------------

<b>TOTAL TRANSFERS FROM RESERVES</b>	<b><u>124,183.27</u></b>	<b><u>0.00</u></b>
--------------------------------------	--------------------------	--------------------

<b>TOTAL NON-TAX REVENUES</b>	<b><u>4,017,243.20</u></b>	<b><u>3,509,732.85</u></b>
-------------------------------	----------------------------	----------------------------

**TOWN OF AMHERSTBURG  
1998 BUDGET**

	PAGE #	1997 ACTUAL	1998 BUDGET
TOTAL GENERAL ADMINISTRATION	1	1,796,213.92	2,246,090.50
TOTAL COUNCIL & P.S.B.	3	198,281.01	116,100.00
TOTAL FIRE DEPARTMENT	4	845,693.01	869,614.50
TOTAL POLICE DEPARTMENT	6	2,698,782.85	2,814,281.94
TOTAL ENVIRONMENTAL SERVICES	8	1,710,040.08	1,605,475.88
TOTAL PUBLIC WORKS DEPARTMENT	9	926,891.36	736,211.60
TOTAL ROADS DEPARTMENT	10	1,309,973.46	834,034.00
TOTAL ARENA EXPENDITURES	12	419,884.00	639,194.07
TOTAL PROTECTIVE SERVICES	13	84,177.83	83,501.00
TOTAL BUILDING DEPARTMENT	14	246,394.57	174,311.00
TOTAL PLANNING EXPENSES	15	158,032.08	50,405.00
TOTAL RECREATION DEPARTMENT	16	413,459.41	324,922.00
TOTAL RANTA MARINA	18	127,174.00	115,000.00
TOTAL CULTURAL	19	289,218.44	129,927.75
		<u>11,224,216.02</u>	<u>10,739,069.24</u>
 <b>REVENUES</b>			
REVENUES ON TAXES	20	396,939.40	1,020,001.77
NON-TAX REVENUES	21	4,017,243.20	3,509,732.85
TAX RATE CALCULATION	24		<u>6,209,334.62</u>
			<u>10,739,069.24</u>

**APPENDICES**

MEMBERSHIPS & SUBSCRIPTIONS	A
GRANT REQUESTS	B
TAX RATIOS	C
AREA RATING - OLD AMHERSTBURG	D
AREA RATING - OLD ANDERDON	E
AREA RATING - OLD MALDEN	F
WORKING CAPITAL REPORT	G
LONG TERM FINANCING	H

**TOWN OF AMHERSTBURG  
TAX RATE CALCULATION  
1998**

TOTAL EXPENDITURES	10,739,069.24
LESS: TOTAL NON-TAX REVENUES	3,509,732.85
LESS: LOCAL IMPROVEMENTS	<u>1,020,001.77</u>
TOTAL TO BE RAISED THROUGH TAXATION	<u>6,209,334.62</u>

**TAX RATE CALCULATION**

<u>6,209,334.62</u>	0.00543907123
1,141,616,713	

TAXES ON A RESIDENTIAL HOME  
WITH AN ACTUAL VALUE OF  
\$ 128,000

		\$696.20	
Education Tax Rate		588.80	
County Rate	0.004070	520.96	
		1,805.96	
Amherstburg		2,136.44	330.48
Anderdon		1,903.18	97.22
Malden		2,193.36	387.40

**INCLUDING AREA RATING**

Amherstburg	1,805.96	0.000909	116.35	1,922.31	214.13
Anderdon	1,805.96	0.000665	85.12	1,891.08	12.10
Malden	1,805.96	(0.000478)	(61.22)	1,744.74	448.62

APPENDIX A

TOWN OF AMHERSTBURG  
MEMBERSHIPS & SUBSCRIPTIONS  
1998

AMCTO	BILL KING	243.00
	PAUL BENETEAU	243.00
	DAVE MAILLOUX	243.00
	R. BEACHEY	243.00
	L. BRATT	243.00
O.P.P.A.	BILL KING	279.00
A.M.O.		2,906.00
SOUTHWESTERN TRAVEL ASS.		360.00
ONTARIO GOOD ROADS ASS.		405.00
M.F.O.A.		191.00
O.A.C. OF A.		80.00
E.C.C.T.A.		165.00
		5,601.00
LESS: TO PLANNING		(359.00)
		5,242.00

CONVENTIONS & SEMINARS

O.P.P.A.	BILL KING	1,800.00
A.M.C.T.O.	BILL KING	1,800.00
A.M.C.T.O.	PAUL BENETEAU	1,800.00
M.F.O.A.	PAUL BENETEAU	1,800.00
C.I.P.	B. KING	1,800.00
	R. BEACHEY	1,800.00
	DAVE MAILLOUX	1,800.00
	L. BRATT	1,800.00
OTHER		700.00
		15,100.00
LESS: TO PLANNING		(1,800.00)
		13,300.00

PUBLIC RECEPTIONS

PINS	1,000.00
MAYOR'S LEVEE	300.00
OTHER	1,000.00
CHRISTMAS PARTY	3,000.00
V. DOMAGALA RETIREMENT GIFT	700.00
V. DOMAGALA RECEPTION	300.00
	6,300.00

GRANTS TO OTHERS

APPENDIX B

TOWN OF AMHERSTBURG  
1998 GRANT REQUESTS

		1998	
LEADERSHIP AWARDS - ELEMENTARY SCHOOLS	REC. COMM. REQUEST	575.00	
CHRIST CHURCH - CEMETERY		750.00	
COMMUNITY EASTER EGG COMMITTEE		100.00	
OUTDOOR BAR-B-Q, JULY 1ST		500.00	
HERITAGE FESTIVAL '98		600.00	
AMHERSTBURG MUSEUM & GALLERIES		500.00	
ROYAL CANADIAN LEGION	PIPE BAND	200.00	
PURDIE PARK DEDICATION			
ESSEX FARM SAFETY ASS. GRANT REQUEST	NO AM'T IN REQUEST	300.00	
TREE PLANTING - VARIOUS PARKS & SANDWICH ST.	44 TREES	3,060.00	STATED PREVIOUS FUNDING OF \$ 150.00/MUN.
FLOWER BEDS - SANDWICH ST.	OLD POP. SIGNS	2,070.00	
<b>TOTAL REQUESTED TO DATE</b>		<b>8,655.00</b>	
 <b>ADVERTISING REQUESTS</b>			
TOURISM GUIDE	½ page AD	135.00	
LABOUR REVIEW MAGAZINE	1/8 PAGE AD	175.00	
GENERAL AMHERST YEARBOOK AD		50.00	
HOUSE OF SHALOM AD	½ page AD	50.00	
FASHION SHOW BOOKLET			
ESSEX COUNTY STEAM & GAS CLUB	¼ page AD	90.00	
		500.00	

APPENDIX C

TOWN OF AMHERSTBURG  
TAX RATIOS  
1998

RESIDENTIAL	PUBLIC - E	544,085,200	
	PUBLIC - F	4,588,351	
	SEPARATE - E	338,432,468	
	SEPARATE - F	32,566,261	919,672,280
MULTI-RESIDENTIAL	PUBLIC - E	13,283,159	
	PUBLIC - F	143,651	
	SEPARATE - E	5,215,750	
	SEPARATE - F	421,705	19,064,265
COMMERCIAL	FULL	50,658,920	
	VACANT UNIT/EXCESS LAND	8,611,780	
	VACANT LAND	2,671,100	61,941,800
SHOPPING CENTRE	FULL	6,801,805	
	VACANT UNIT/EXCESS LAND	1,827,515	8,629,320
INDUSTRIAL	FULL	11,201,550	
	VACANT UNIT/EXCESS LAND	6,408,280	
	VACANT LAND - N/S	5,294,735	22,904,565
LARGE INDUSTRIAL	FULL	15,541,800	
	VACANT UNIT/EXCESS LAND	3,947,200	19,489,000
PIPELINES	FULL	5,878,400	5,878,400
FARMLANDS	PUBLIC - E	42,812,248	
	PUBLIC - F	1,107,900	
	SEPARATE - E	34,405,782	
	SEPARATE - F	2,692,025	81,017,955
MANAGED FORESTS	PUBLIC - E	45,228	
	SEPARATE - E	33,143	
	SEPARATE - F	5,629	84,000
			1,138,681,585

	TOTAL ASSESSMENT	TAX RATIO	
RESIDENTIAL	919,672,280	1.00000	919,672,280
MULTI-RESIDENTIAL	19,064,265	1.95540	37,278,264
COMMERCIAL			
- Full	50,658,920	1.06970	54,189,847
- Vacant Unit & Land	8,611,780	0.74879	6,448,415
- Vacant Land	2,671,100	0.56200	1,501,158
SHOPPING CENTRE			
- Full	6,801,805	1.16540	7,926,824
- Vacant Unit & Land	1,827,515	0.81578	1,490,850
INDUSTRIAL			
- Full	11,201,550	1.94250	21,759,011
- Vacant Unit & Land	6,408,280	1.26263	8,091,255
- Vacant Land	5,294,735	1.26263	6,685,265
LARGE INDUSTRIAL			
- Full	15,541,800	2.68610	41,746,829
- Vacant Unit & Land	3,947,200	1.74597	6,891,673
PIPELINES	5,878,400	1.30300	7,659,555
FARMLANDS	81,017,955	0.25000	20,254,489
MANAGED FORESTS	84,000	0.25000	21,000
	1,138,681,585		1,141,616,713



APPENDIX D							
TOWN OF AMHERSTBURG							
1998 ASSESSMENT							
Area Rating for							
	1. Working Capital		160,167.15				
	2. Capital Debt		340,602.77				
	3. Transfers from Reserve		(25,886.85)				
		FORMER TOWN OF AMHERSTBURG	TAX RATIOS	WEIGHTED ASSESSMENT	SPECIAL AREA RATE	AREA RATED AMOUNT PER CLASS	Rate X Ratio
					0.000909352		
Residential	PUBLIC English	223,935,579	1.00000	223,935,579	0.000909352	203,636.36	0.000909
	PUBLIC French	1,508,594	1.00000	1,508,594	0.000909352	1,371.84	0.000909
	SEPARATE English	146,580,797	1.00000	146,580,797	0.000909352	133,293.60	0.000909
	SEPARATE French	11,733,135	1.00000	11,733,135	0.000909352	10,669.55	0.000909
Multi-Residential	PUBLIC English	13,032,659	1.95540	25,484,061	0.000909352	23,173.99	0.001778
	PUBLIC French	143,651	1.95540	280,895	0.000909352	255.43	0.001778
	SEPARATE English	5,215,750	1.95540	10,198,878	0.000909352	9,274.37	0.001778
	SEPARATE French	421,705	1.95540	824,602	0.000909352	749.85	0.001778
Commercial	Full	38,046,940	1.06970	40,698,812	0.000909352	37,009.56	0.000973
	VACANT UNIT / EXCESS LAND	5,499,110	0.74790	4,112,784	0.000909352	3,739.97	0.00068
	VACANT LAND	2,539,100	0.56200	1,426,974	0.000909352	1,297.62	0.000511
Shopping Centre	FULL	6,801,805	1.16540	7,926,824	0.000909352	7,208.28	0.00106
	VACANT UNIT / EXCESS LAND	1,827,515	0.81578	1,490,850	0.000909352	1,355.71	0.000742
Industrial	FULL	7,853,875	1.94250	15,256,152	0.000909352	13,873.22	0.001766
	VACANT UNIT / EXCESS LAND	1,314,255	1.26263	1,659,418	0.000909352	1,509.00	0.001148
	VACANT LAND - N/S	2,573,770	1.26263	3,249,719	0.000909352	2,955.14	0.001148
Large Industrial	FULL	6,568,590	2.68610	17,643,890	0.000909352	16,044.51	0.002443
	VACANT UNIT / EXCESS LAND	3,261,410	1.74597	5,694,324	0.000909352	5,178.15	0.001588
Pipelines	FULL	1,672,000	1.30300	2,178,616	0.000909352	1,981.13	0.001185
Farmland	PUBLIC English	1,053,262	0.25000	263,316	0.000909352	239.45	0.000227
	PUBLIC French	120,900	0.25000	30,225	0.000909352	27.49	0.000227
	SEPARATE English	160,895	0.25000	40,224	0.000909352	36.58	0.000227
	SEPARATE French	9,918	0.25000	2,480	0.000909352	2.25	0.000227
Managed Forests	PUBLIC English	0	0.25000	0	0.000909352	0.00	0.000227
	SEPARATE English	0	0.25000	0	0.000909352	0.00	0.000227
	SEPARATE French	0	0.25000	0	0.000909352	0.00	0.000227
<b>Total</b>		<b>481,875,215</b>		<b>522,221,148</b>		<b>474,883.07</b>	

APPENDIX E							
TOWNSHIP OF ANDERDON							
1998 ASSESSMENT							
Area Rating for							
	1. Working Capital	63,787.78					
	2. Wages at Fire Station	192,230.00					
	3. Capital Debt	20,912.00					
		FORMER TOWNSHIP OF ANDERDON	TAX RATIO	WEIGHTED ASSESSMENT	SPECIAL AREA RATE	AREA RATED AMOUNT PER CLASS	Rate X Ratio
					0.0006652311		
<b>Residential</b>	<b>PUBLIC English</b>	198,724,235	1.00000	198,724,235	0.0006652311	132,197.55	0.000665
	<b>PUBLIC French</b>	1,812,300	1.00000	1,812,300	0.0006652311	1,205.60	0.000665
	<b>SEPARATE English</b>	134,678,407	1.00000	134,678,407	0.0006652311	89,592.27	0.000665
	<b>SEPARATE French</b>	14,337,548	1.00000	14,337,548	0.0006652311	9,537.78	0.000665
<b>Multi-Residential</b>	<b>PUBLIC English</b>	0	1.95540	0	0.0006652311	0.00	0.001301
	<b>PUBLIC French</b>	0	1.95540	0	0.0006652311	0.00	0.001301
	<b>SEPARATE English</b>	0	1.95540	0	0.0006652311	0.00	0.001301
	<b>SEPARATE French</b>	0	1.95540	0	0.0006652311	0.00	0.001301
<b>Commercial</b>	<b>PUB</b>	8,548,460	1.06970	9,144,288	0.0006652311	6,083.06	0.000712
	<b>VACANT UNIT EXCESS LAND</b>	638,415	0.74790	477,471	0.0006652311	317.63	0.000498
	<b>VACANT LAND</b>	0	0.05620	0	0.0006652311	0.00	0.000037
<b>Shopping Centre</b>	<b>FULL</b>	0	1.16540	0	0.0006652311	0.00	0.000775
	<b>VACANT UNIT EXCESS LAND</b>	0	0.81578	0	0.0006652311	0.00	0.000543
<b>Industrial</b>	<b>FULL</b>	3,347,675	1.94250	6,502,859	0.0006652311	4,325.90	0.001292
	<b>VACANT UNIT EXCESS LAND</b>	5,094,025	1.26263	6,431,869	0.0006652311	4,278.68	0.000840
	<b>VACANT LAND - N/S</b>	2,720,965	1.26263	3,435,572	0.0006652311	2,285.45	0.000840
<b>Large Industrial</b>	<b>FULL</b>	8,973,210	2.68610	24,102,939	0.0006652311	16,034.03	0.001787
	<b>VACANT UNIT EXCESS LAND</b>	685,790	1.74597	1,197,369	0.0006652311	796.53	0.001161
<b>Pipelines</b>	<b>FULL</b>	2,522,000	1.30300	3,286,166	0.0006652311	2,186.06	0.000867
<b>Farmland</b>	<b>PUBLIC English</b>	24,299,386	0.25000	6,074,847	0.0006652311	4,041.18	0.000166
	<b>PUBLIC French</b>	122,000	0.25000	30,500	0.0006652311	20.29	0.000166
	<b>SEPARATE English</b>	21,545,597	0.25000	5,386,399	0.0006652311	3,583.20	0.000166
	<b>SEPARATE French</b>	2,589,207	0.25000	647,302	0.0006652311	430.61	0.000166
<b>Managed Forests</b>	<b>PUBLIC English</b>	45,228	0.25000	11,307	0.0006652311	7.52	0.000166
	<b>SEPARATE English</b>	33,143	0.25000	8,286	0.0006652311	5.51	0.000166
	<b>SEPARATE French</b>	5,629	0.25000	1,407	0.0006652311	0.94	0.000166
<b>Total</b>		<b>430,723,220</b>		<b>416,291,069</b>		<b>276,929.78</b>	

APPENDIX F							
TOWNSHIP OF MALDEN							
1998 ASSESSMENT							
Area Rating for	1. Working Capital	(113,717.58)					
	2. Capital Debt	16,612.00					
		FORMER TOWNSHIP OF MALDEN	TAX RATIOS	WEIGHTED ASSESSMENT	SPECIAL AREA RATE	AREA RATED AMOUNT PER CLASS	Rate X Ratio
					(0.0004782816)		
<b>Residential</b>	PUBLIC English	121,425,386	1.00000	121,425,386	(0.0004782816)	(58,075.53)	(0.000478)
	PUBLIC French	1,267,457	1.00000	1,267,457	(0.0004782816)	(606.20)	(0.000478)
	SEPARATE English	57,173,264	1.00000	57,173,264	(0.0004782816)	(27,344.92)	(0.000478)
	SEPARATE French	6,495,578	1.00000	6,495,578	(0.0004782816)	(3,106.72)	(0.000478)
<b>Multi-Residential</b>	PUBLIC English	250,500	1.95540	489,828	(0.0004782816)	(234.28)	(0.000935)
	PUBLIC French	0	1.95540	0	(0.0004782816)	0.00	(0.000935)
	SEPARATE English	0	1.95540	0	(0.0004782816)	0.00	(0.000935)
	SEPARATE French	0	1.95540	0	(0.0004782816)	0.00	(0.000935)
<b>Commercial</b>	Full	4,063,520	1.06970	4,346,747	(0.0004782816)	(2,078.97)	(0.000512)
	VACANT UNIT / EXCESS LAND	2,474,255	0.74790	1,850,495	(0.0004782816)	(885.06)	(0.000358)
	VACANT LAND	132,000	0.05620	7,418	(0.0004782816)	(3.55)	(0.000027)
<b>Shopping Centre</b>	FULL	0	1.16540	0	(0.0004782816)	0.00	(0.000557)
	VACANT UNIT / EXCESS LAND	0	0.81578	0	(0.0004782816)	0.00	(0.000390)
<b>Industrial</b>	FULL	0	1.94250	0	(0.0004782816)	0.00	(0.000929)
	VACANT UNIT / EXCESS LAND	0	1.26263	0	(0.0004782816)	0.00	(0.000604)
	VACANT LAND - N/S	0	1.26263	0	(0.0004782816)	0.00	(0.000604)
<b>Large Industrial</b>	FULL	0	2.68610	0	(0.0004782816)	0.00	(0.001285)
	VACANT UNIT / EXCESS LAND	0	1.74597	0	(0.0004782816)	0.00	(0.000835)
<b>Pipelines</b>	FULL	1,684,400	1.30300	2,194,773	(0.0004782816)	(1,049.72)	(0.000623)
<b>Farmland</b>	PUBLIC English	17,459,600	0.25000	4,364,900	(0.0004782816)	(2,087.65)	(0.000120)
	PUBLIC French	865,000	0.25000	216,250	(0.0004782816)	(103.43)	(0.000120)
	SEPARATE English	12,699,290	0.25000	3,174,823	(0.0004782816)	(1,518.46)	(0.000120)
	SEPARATE French	92,900	0.25000	23,225	(0.0004782816)	(11.11)	(0.000120)
<b>Managed Forests</b>	PUBLIC English	0	0.25000	0	(0.0004782816)	0.00	(0.000120)
	SEPARATE English	0	0.25000	0	(0.0004782816)	0.00	(0.000120)
	SEPARATE French	0	0.25000	0	(0.0004782816)	0.00	(0.000120)
<b>Map Total</b>		<b>226,083,150</b>		<b>203,030,144</b>		<b>(97,105.58)</b>	